M8 Female Back Mount Socket (Solder, Screw M11*1)

尺寸图

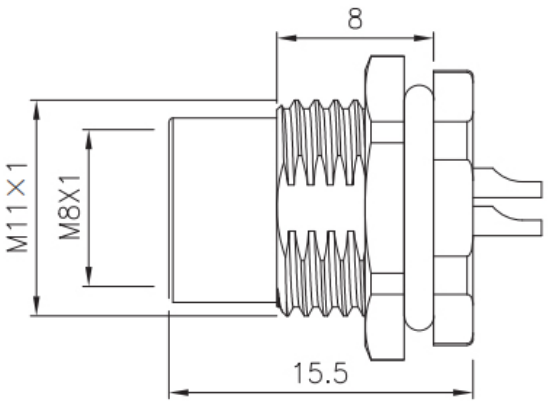

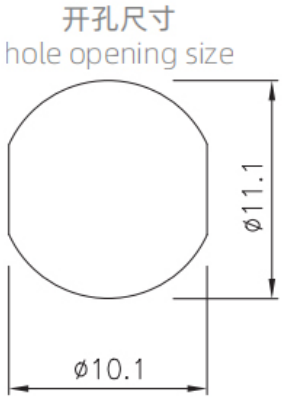

接线定义

芯位 Pins	线芯颜色 Wire core color
	3芯(Pins)
1	BN
2	-
3	BU
4	BK

芯位 Pins	线芯颜色 Wire core color	
	4芯A编码(4 Pins A-Code)	4芯D编码(4 Pins D-Code)
1	BN	YE
2	WH	WH
3	BU	OG
4	BK	BU

芯位 Pins	线芯颜色 Wire core color	
	5芯A编码(5 Pins A-Code)	5芯B编码(5 Pins B-Code)
1	BN	BN
2	WH	WH
3	BU	BU
4	BK	BK
5	GY	GY

芯位 Pins	线芯颜色 Wire core color
	6芯(Pins)
1	BN
2	WH
3	BU
4	BK
5	GY
6	PK

芯位 Pins	线芯颜色 Wire core color
	8芯(Pins)
1	WH
2	BN
3	GN
4	YE
5	GY
6	PK
7	BU
8	RD

*接线定义按常规标准，如按协议或者其他请联系我司业务。
Wiring definition according to conventional standards, if according to the agreement or other please contact our sales.

电气参数

M8 Female Back Mount Socket (Solder, Screw M11*1)

芯数 Pins	针型 Male			额定电流 Ratedcurrent	额定电压 Rated voltage		导体规格 Conductor size		孔型 Female		
	A	B	D		A/C	D/C	AWG	mm²	A	B	D
3				3A	60V	60V	24	0.25	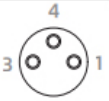		
4			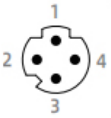	A型(A-Code): 3A D型(D-Code): 4A	A型(A-Code): 60V D型(D-Code): 48V	60V	24	0.25	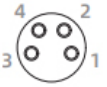		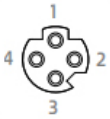
5				3A	30V	30V	24	0.25		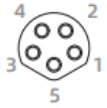	
6	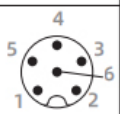		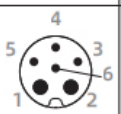	A型(A-Code): 1.5A D型(D-Code): 1.5A/3A	30V	30V	26	0.14	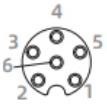		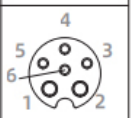
8	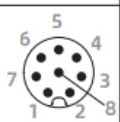			1.5A	30V	30V	26	0.14	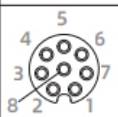		

STA思大-元器件专业提供商!